

# Copenhagen Leather



COPEN01 Black



COPEN02 Slate



COPEN06 Dove



COPEN05 Cloud



COPEN06 Winter



COPEN07 Off White



COPEN10 Shiitake



COPEN14 Wheat




COPEN16 Butterscotch



COPEN17 Spice




COPEN18 Cayenne



COPEN21 Oyster




COPEN23 Cashmere



COPEN29 Sorrel Brown



COPEN30 Dark Chocolate




COPEN50 Blue Spruce



COPEN51 Ultramarine



COPEN52 Cobalt



COPEN53 Horizon



COPEN60 Pine Needles



COPEN65 Pumpkin



COPEN71 Umbria Red



COPEN72 Red Pepper




**NEW** COPEN81 Vintage



**NEW** COPEN82 Umber




**NEW** COPEN83 Foothills



**NEW** COPEN84 Sandcastle



**NEW** COPEN85 Greystone



**NEW** COPEN86 Cool Cloud




**NEW** COPEN87 Stingray



**NEW** COPEN88 Bedrock



**NEW** COPEN89 Truffle



**NEW** COPEN90 Subtle Spice



**NEW** COPEN91 Dreamy

# Copenhagen Leather

---

<b>CONTENT:</b>	Full grain leather. Water-based dye. Semi-aniline finish.
<b>BACKING:</b>	None
<b>HIDES:</b> Average 50 sq. ft.	<b>REPEAT:</b> N/A
<b>APPLICATION:</b>	Heavy Duty Upholstery
<b>DURABILITY:</b>	250,000+ Double Rubs - Wyzenbeek
<b>FLAMMABILITY CLASS:</b>	California Home Furnishings Bulletin 117, Section E. U.S. Department of Commerce CS-101-53, Class 1. UFAC, Class 1. NFPA 260, Class 1.

---

**LEATHER CARE:** Semi-aniline leathers require very little care--general upkeep requires only an occasional wiping with a clean cloth. Occasionally you may gently wipe with a clean, damp cloth to remove accumulated soil, then allow it to air dry. Should a spill occur, immediately blot with a clean, dry, cloth. If soil remains, a solution of lukewarm water and a mild soap (Ivory) may be used. Dampen a clean white cloth with a small amount of soap and gently wipe the affected area using a circular motion. Never apply the solution directly to the leather. Rinse completely with a clean cloth to ensure all cleaner is removed. To avoid damage, do not rub for an extended period. Never use oils, saddle soaps, harsh cleaners or cleaners containing abrasives on semi-aniline leather. Professional cleaning: For stubborn stains or deep cleaning, consider consulting a professional leather cleaner.

